



Interiors Collection



**Fresh Ideas for
Interior Spaces**



Image: Arborite Teak Panel

Arborite

4 Welcome to Arborite

Panel

- 6 Wall to Wall Drama
- 8 Panel Textures
- 9 Panel Collection
- 12 Commercial Made to Order Collection

Door

- 14 Open the Door to Design
- 16 Door Textures
- 17 Door Collection
- 20 Door Styles

Laminate

- 22 Performance & Design
- 24 Laminate Textures
- 26 Laminate Collection

Solid Surface

- 36 Express True Freedom in Design
- 38 Solid Surface Collection
- 40 Sinks



Welcome to Arborite

From its earliest days as a high-pressure laminate manufacturer, Arborite has developed an enviable reputation for design and quality. Staying with this philosophy, Arborite has now extended its range to include low-pressure melamine panels, vinyl doors and premium acrylic solid surface.

Arborite is marketed nationally by Wilsonart® Australia.

Whether it's for home, office or retail space – Arborite helps you get it right.

Image: Arborite Cityscape Loft Laminate





Panel

Arborite Panels are available in a wide range of designs and textures to suit your project. Ideal for kitchens, furnishings, wardrobes and wall panels, our panels deliver inspired, contemporary designs that appeal to your sense of form and function.

Arborite Panels are manufactured in Melbourne for the Australian market. All panels are made with sustainably sourced timber and carry a 7 year warranty for peace of mind.

Create wall to wall drama in your space with Arborite Panels.

Image: Arborite Arctic Tundra Laminate & Arborite Shadow Oak Panels



Panel Textures

Arborite features four different surface textures across a wide range of decors – Gloss, Texture, Satin & European inspired, Eurograin. These finishes will add another dimension to your surface and create endless design possibilities, along with high-performance.



Eurograin Designer Panels



Eurograin (EU)


Eurograin is a European designed, deep embossed finish. This texture particularly enhances timber grain decors such as Flaxen Oak. Look out for designs with (EU) in our panel collection.

Panel Collection

ABS Edging Available

The Arborite range of decorative low pressure melamine are stocked in 16mm panels. Other panel thicknesses are available, please contact us for details.

SOLID



Arborite® Standard Sheet Size: 2400 x 1200mm. Colours in this brochure are representations only and may vary slightly from the original. A true and reliable colour match is only possible with a sample, available free from Arborite.com.au or by calling 1300 683 667.

Panel Collection

SOLID (CON'T)



Carbide




Brushed Silver



Charcoal



Carbon



Black



TIMBER



Elm



Eskimo



Sienna Finline




Flaxen Oak



Combra Ash



Teak



Natural Oak



Barbaros Cherry



Select Beech



Native Zebrano



Acacia



Swiss Walnut



Cherry Academia



Natural Zebrano



Oyster Linea



Chestnut Grove




Vennes Ash




Greyville




Kahlua Oak



Kenya



Mocha Linea



Shadow Oak



Arborite® Standard Sheet Size: 2400 x 1200mm. Colours in this brochure are representations only and may vary slightly from the original. A true and reliable colour match is only possible with a sample, available free from Arborite.com.au or by calling 1300 683 667.

Panel Collection

TIMBER (CON'T)



Char Oak (GL) (S) (EU)




Blackened Linewood (GL) (S) (EU)



Licorice Finline (S) (EU)




Savanna (S) (EU)



Ebony Finline (S) (EU)



Sombra Grove (S) (EU)



Wenge (S) (GL)



Coffee Linea (S)

Commercial Range - Made to Order

Arborite panels are available in wide range of decors to suit any project. Contact the Arborite team for project advice. Please note: The below decors are made to order and lead times may apply.



Monza



Rouge




Sun



Admiral Blue




Vivid Blue



Grape Green


Colours in this brochure are representations only and may vary slightly from the original. A true and reliable colour match is only possible with a sample, available free from Arborite.com.au or by calling 1300 683 667.



Arborite Flaxen Oak Panel & Arborite Solid White Solid Surface



Arborite Teak Panel



Arborite Mocha Linea Panel



Arborite Wenge Panel & Arborite Rouge Panel Door



Door

Whether you prefer sleek and modern or sculptured and traditional, Arborite has a door to enhance your space.

Arborite uses only the best materials in its doors, crafted in its Melbourne facility. Choose from over 60 decor options and look for the matching melamine panel alternative if your budget is a little more limited.

**Open the door to design
with Arborite.**

Image: Arborite Roman Travertine Laminate & Arborite Designer White Doors & Panels

Door Textures

Enhance your Arborite Door with our diverse range of vinyl textures. Options include gloss, matt, supermatt, satin as well as a variety of organic wood grain and unique textured finishes.



Satin (S)



Grains & Textures (G&T)
This texture group is comprised of various unique woodgrain & textured finishes. Please refer to sample for specific texture.



Matt (M)



Supermatt (SM)




Gloss (GL)

Door Collection


*Matching Panel Available

Arborite offers a contemporary range of vinyl decors that can be easily coordinated with Arborite’s panels and laminates. For decor requirements that are not currently on range, please talk to our team.


SOLID




Designer White* (S) (GL) (G&T)




White* (S) (GL) (SM)




LX White* (S) (GL)




Parchment* (S) (GL) (G&T)




New Antique White* (S) (GL) (SM)



Alabaster* (S) (GL)




Classic Beige (GL)



Royal Oyster (GL)



Metallic (GL)



Felt (GL)



Chino (GL)



Tobacco* (GL)



Charcoal (GL)



Monza (GL)




Vino (GL)

Colours in this brochure are representations only and may vary slightly from the original. A true and reliable colour match is only possible with a sample, available free from Arborite.com.au or by calling 1300 683 667.


Door Collection

*Matching
Panel
Available


SOLID (CON'T)



Linen (SM)




Marina Grey (SM)



Darkar (SM)



Antrazite (SM)



Black (GL)



Brushed Aluminium (G&T)

TIMBER



Coastal White (G&T)



White Oak (G&T)



Linear White (G&T)



Pinie Latte (G&T)



Classico White (G&T)



Naturel Sprule (SM)



Smokey Grey (G&T)



Morone Light (M)



Arizona Pine (G&T)



Select Beech* (S*)



Latte Oak (SM)



Soft Teak (SM)



Morone Grey (M)



Pine (SM)




Sombra Grove* (G&T)



Wenge* (S*) (GL)



Coastal Grey (G&T)



Linear Charcoal (G&T)



Black Walnut (SM)



Leander Dark Grey (G&T) (SM)



Graphite Oak (G&T)



Sillick Black (G&T)

Colours in this brochure are representations only and may vary slightly from the original. A true and reliable colour match is only possible with a sample, available free from Arborite.com.au or by calling 1300 683 667.

Door Styles

Arborite Doors are available in 18mm vinyl wrap, or double sided raw MDF ready for painting.

Door
Accessories
Available

CLASSIC



Lorne



Montreal

HERITAGE



Toronto



Victoria



Richmond



Burnaby



Ottawa



Barrie



Cambridge



Vernon

Heritage Collection styles are not available in gloss vinyl decors.

CONTEMPORARY



Calgary



Nelson



Edmonton



Windsor



Winnipeg



Vancouver



Brampton



Hamilton



Quebec



Surrey



Laval



Regina



London



Markham



Duncan

RECESSED HANDLE



Kingston
Availability: Vinyl & Raw



Abbotsford
Availability: Raw Only

All styles except Abbotsford are available in vinyl wrapped with a 1.5mm, 3mm or 5mm pencil edge, beveled edge or step pencil round edge. All styles are available in Double Sided Raw MDF with a square or 2mm edge.



Laminate

With over 60 years' experience in decorative high pressure laminate manufacturing, Arborite Laminates provide high performance surfaces that you can depend upon.

Arborite Laminates offer inspired and contemporary designs. Our latest range features everything from solid colours to timber grains, to directional patterns that are inspired by natural marbles and granites.

**Discover performance & design
with Arborite.**

Image: Arborite St Laurent Marble Laminate
& Arborite Teak Panel

Laminate Textures


Arborite Laminate decors come in a variety of carefully matched textures that complement each unique design and bring your surfaces to life in any application.



Cashmere (CA)



Impression (IM)




Gloss (GL)



Breccia (BC)



Velvatex (VL)



Evergrain (EV)



Image: Arborite Arctic Ice Laminate, Arborite Designer White Doors & Panels.

Laminate Collection

Arborite’s latest colours and patterns feature designs influenced by natural marble, classic woods, industrial urban surfaces and exotic textiles. Inspiration is everywhere in Arborite’s range of high-pressure laminates.

PANORAMA



Arabescato Marble P1000 VL IM




Mont Blanc P1009 VL IM



Roman Travertine P1004 VL IM




Typhoon Bordeaux Crème P1005 VL IM



Cityscape Loft P1010 VL IM



Industrial Loft P1011 VL IM



Saint Laurent Marble P1008 VL IM



Cinder Slate P1007 VL IM

WELCOME HOME



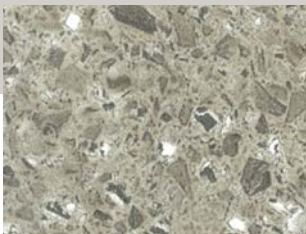
Arctic Snow P394 GL VL




Arctic Ice P395 GL VL




Arctic Tundra P396 GL VL




Klondike Riverbed P397 VL



Inukshuk Grey P344 CA IM



Yukon Riverbed P398 VL



Inukshuk Taupe P345 CA IM




Inukshuk Carbon P346 CA IM

PATTERN




Urban Day P392 CA



Urban Night P393 CA



Palermo Argilla P238 CA



Fresh Mist P271 CA

TIMBER




Sulawesi Dunes W461 EV




Sulawesi Hazel W462 EV

SOLID



Elegant White S550 VL



Black S405 BC

Arborite® Standard Sheet Size: 3650x1525mm. Half size sheets are available. Colours in this brochure are representations only and may vary slightly from the original. A true and reliable colour match is only possible with a sample, available free from Arborite.com.au or by calling 1300 683 667.



PANORAMA BY ARBORITE

P1011

INDUSTRIAL LOFT

AVAILABLE IN TEXTURES: (VL) (IM)

PANORAMA BY ARBORITE

P1010

CITYSCAPE LOFT

AVAILABLE IN TEXTURES: (VL) (IM)



PANORAMA BY ARBORITE
.....
P1000
ARABESCATO MARBLE
AVAILABLE IN TEXTURES:  




PANORAMA BY ARBORITE
.....
P1008
SAINT LAURENT MARBLE
AVAILABLE IN TEXTURES:  



PANORAMA BY ARBORITE

.....
P1009
MONT BLANC
AVAILABLE IN TEXTURES:  



PANORAMA BY ARBORITE

.....
P1004
ROMAN TRAVERTINE
AVAILABLE IN TEXTURES:  



PANORAMA BY ARBORITE
.....
P1007
CINDER SLATE
AVAILABLE IN TEXTURES:  



PANORAMA BY ARBORITE
.....
P1005
TYPHOON BORDEAUX CRÈME
AVAILABLE IN TEXTURES:  



Solid Surface

Arborite Solid Surface is ideal for any interior space where you need a surface that looks good, performs well, and provides options that no other surfacing material can.

A high-performance, UV stable material, Arborite Solid Surface is repairable and offers the ultimate in hygiene, with its seamless joins.

**Unlock true freedom in design
with Arborite Solid Surface.**



Solid Surface Collection

NATURAL



Sea Shell
SS0009



Silver Ice
SS013




Sand Dunes
SS015



Cement
SS016


MINERAL



Gris Quartz
SS4836



Bianco Quartz
SS514




Nieve Quartz
SS4854




Crema Quartz
SS4866

SOLID



Solid White
SSW0131




Pearl White
SSW0105



Fashion Grey
SSWD381



Regimental Red*
SSWD12K



Black*
SSW1595



North Sea*
SSWD90



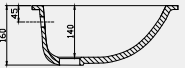
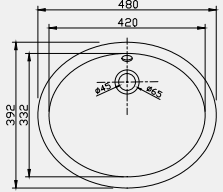

Image: Arborite Solid White Solid Surface

Arborite® Standard Sheet Size: 3660mm x 760mm x 12.3mm.
The colour reproduction in this brochure is subject to the accuracy of printing limitations. Please review actual samples before ordering. Darker colours may show every day wear and tear, including light scratching, more readily in high use horizontal applications (ie. benchtop). To ensure we meet your expectations, customers should be aware of the extra care needed. Scratching is not considered a product defect therefore is not covered by the warranty. These colours are marked with an asterisk (#).

Bathroom Sinks

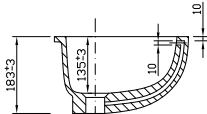
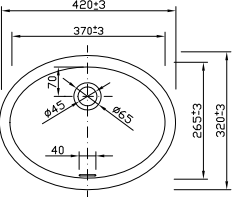

SSS100

External Dimensions
480 x 392 x 160



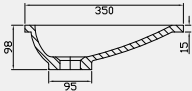
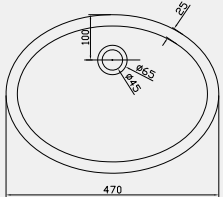

SSS106A

External Dimensions
425 x 320 x 172



SSS103

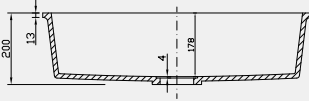
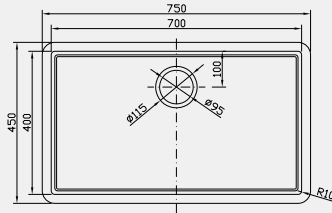

External Dimensions
470 x 350 x 98



Kitchen Sinks

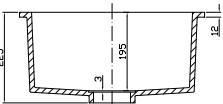
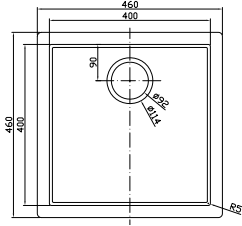

SSS116

External Dimensions
750 x 450 x 200



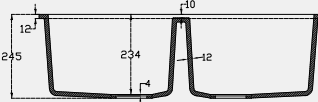
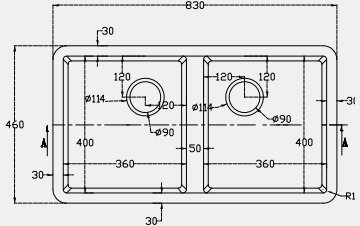

SSS120

External Dimensions
460 x 460 x 225



SSS210

External Dimensions
830 x 460 x 245



PROPERTY	TYPICAL RESULT	TEST
Tensile Strength	6,000 psi	ASTM-D-638
Tensile Modulus	1,500,000 psi	ASTM-D-638
Flexural Strength	10,000 psi	ASTM-D-790
Flexural Modulus	1,200,000 psi	ASTM-D-790
Hardness	>85	Rockwell “M” Scale
Thermal Expansion	3.02 × 10 ⁻⁵ in./ in. /°C	ASTM-D-696
Gloss (60° Gardner)	5-75 (matte-highly polished)	ANSI-Z124
Light Resistance (Xenon Arc)	No effect	NEMA LD 3-2000 Method 3.3
Stain Resistance: Sheets	Pass	ANSI-Z124.3 & Z124.6
Fungus and Bacteria Resistance	Does not support microbial growth	ASTM-G-21 &G-22
Boiling Water Resistance	No visible change	NEMA LD 3-2000 Method 3.5
High Temperature Resistance	No change	NEMA LD 3-2000 Method 3.6
Izod Impact (Notched Specimen)	0.28ft.-lbs./in. of notch	ASTM-D-256 (Method A)
Ball Impact Resistance: Sheets	6mm sheet : 36” w/ 1/2lb, no failure 12mm sheet : 144” w/ ½ lb, no failure	NEMA LD 3-2000 Method 3.8
Weatherability	E*94<5 (1,000 hrs)	ASTM-G-155
Specific Gravity	1.7	
Water Absorption	Long term 0.4% (6mm) 0.6% (12mm) 0.8% (19mm)	ASTM-D-570
Flammability Flame Spread Index Smoke Developed Index	All colours (Class 1 and Class A) <25 <25	ASTM-E-84, NFPA255 & UL723

How to specify

Specify Arborite Solid Surface supplied by Wilsonart® Australia and include details of the thickness and colour required.

On the finishing schedule, include our details:
Arborite Solid Surface
1300 683 667
orders@arborite.com.au

Please remember to forward a copy of your finishing schedule to us, this helps us to understand your requirements and reserve stock.

 **ARBORITE®**

Arborite Laminate,
Panels, Doors &
Solid Surface are backed
by a 7 year warranty.



Image: Arborite Teak Panel



03 5821 7277

Wilsonart Australia Pty Ltd
350 Hume Highway
Somerton VIC 3062
Australia

For samples and
technical information:
T 1300 683 667
marketing@arborite.com.au
www.arborite.com.au



Follow Arborite on Facebook,
Instagram, Pinterest & Twitter:
[@ArboriteANZ](https://www.facebook.com/ArboriteANZ)

