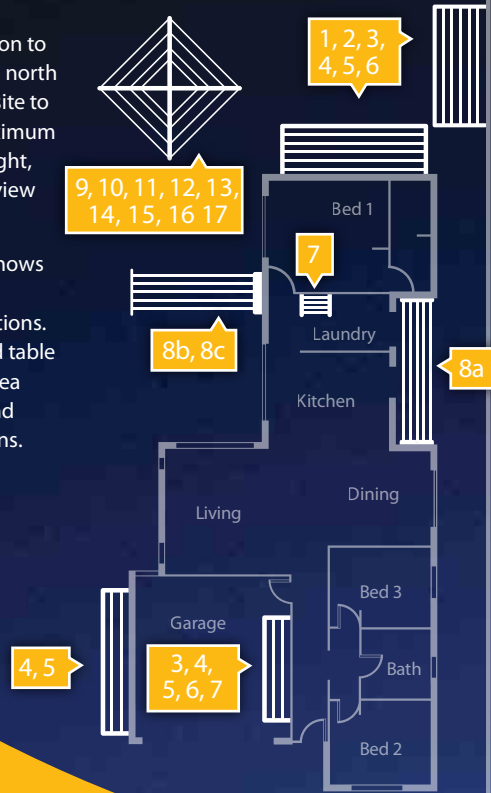


## Selecting a Clothesline location

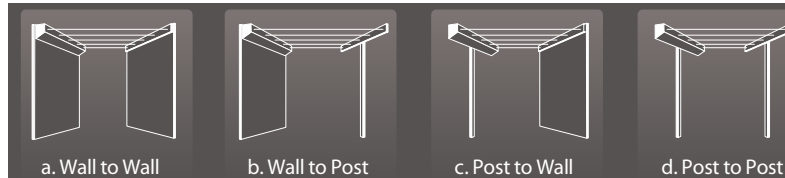
Give consideration to selecting a level, north or south facing site to achieve the maximum amount of sunlight, and away from view if possible.

This floor plan shows some suggested Clothesline locations. See the included table for suggested area requirements and mounting options.



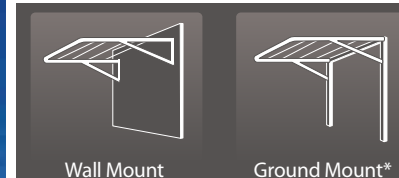
Fold Down		Dimensions	Line Space	No. of Lines	Classic Cream	Woodland Grey	Surfmist (Old only)	Suggested Area	Suitable For
1	Add-A-Line	2.4m x 1.5m	35.7m	15	Yes	Yes	Yes	2.5m x 1.8m	1-5 people
2	Standard	2.4m x 1.5m	28.5m	12	Yes	Yes	Yes	2.5m x 1.8m	1-4 people
3	Compact	2.4m x 0.94m	28.5m	12	Yes	Yes	Yes	2.5m x 1.2m	1-4 people
4	Slenderline 16	2.4m x 0.6m	14.4m	6	Yes	Yes	Yes	2.5m x 0.8m	1-2 people
5	Slenderline 20	3.3m x 0.6m	19.8m	6	Yes	Yes	Yes	3.5m x 0.8m	1-2 people
6	Unit Line	1.3m x 0.94m	15.6m	12	Yes	Yes	Yes	1.4m x 1.2m	1-2 people
7	Indoor / Outdoor	1.2m x 0.6m	8.3m	7	Shoji White			1.3m x 0.8m	1-2 people
Retract Away		Cabinet Size	Line Space	No. of Lines	Classic Cream	Woodland Grey		Suggested Area	Suitable For
8	Retract Away 40	800mm x 125mm	10-40m	5	Yes	Yes		1.3m x 2-8m	1-6 people
8	Retract Away 50	800mm x 125mm	10-50m	5	Yes	Yes		1.3m x 2-10m	1-6 people
Fold Away Rotaries		Head Diameter	Line Space	No. of Lines	Classic Cream	Woodland Grey	Heritage Green	Suggested Area	Suitable For
9	Fold Away 45	3.3m	46.5m	7	Yes	Yes	Yes	4m x 4m	4-6 people
10	Fold Away 51	3.8m	51m	7	Yes	Yes	Yes	4.5m x 4.5m	4-6 people
	<b>Ezy Rest Basket Holder</b>	-	-	-	Yes	Yes	Yes	-	-
Fixed Rotaries		Head Diameter	Line Space	No. of Lines	Available Colours			Suggested Area	Suitable For
11	Elite 4	4m	40m	6	Heritage Green			4.5m x 4.5m	4-5 people
12	Super 4	4m	40m	6	Galvanized			4.5m x 4.5m	4-5 people
13	Deluxe 4	4m	40m	6	Galvanized			4.5m x 4.5m	4-5 people
14	Super 5	5m	50m	6	Galvanized			5.5m x 5.5m	5-6 people
15	Deluxe 5	5m	50m	6	Galvanized			5.5m x 5.5m	5-6 people
16	Super 6	6m	64.5m	7	Galvanized			6.5m x 6.5m	6+ people
17	Special 4	4m	40m	6	Galvanized			4.5m x 4.5m	4-5 people

### Retract Away – Mounting Options



- a. Wall to Wall - requires Cabinet only.
- b. Wall to Post - requires Cabinet, 1 x Post and 1 x Ground Socket (optional).
- c. Post to Wall - requires Cabinet, 1 x Post, 1 x Ground Socket (optional) and 1 x Mounting Bar.
- d. Post to Post - requires Cabinet, 2 x Posts, 2 x Ground Sockets (optional) and 1 x Mounting Bar.

### Fold Down – Mounting Options



\* Freestanding options: Ground Mount Kit for installation into soil; Ground Mount Plate Kit for installation onto structurally sound hard surfaces i.e. cement slab. Kits include 2 posts, 1 back bar and fittings and are available to suit all Fold Downs except the Indoor/Outdoor line.



**Austral**  
Clothes Hoists™

Thank you for supporting  
**100% Australian Made and Owned!**

Available From



03 5821 7277

**Austral** for more information please visit  
[www.australclotheslines.com.au](http://www.australclotheslines.com.au)  
Clothes Hoists Austral Clothes Hoists Pty. Ltd. ACN 006 790 727



Austral Clothes Hoists is the only Clothesline Company continuing to support Australian Industry through the manufacture of all products in Australia.

## Why buy Austral Clotheslines?

- Austral has an extensive range of Clothesline models and sizes
- All structural components are Australian BlueScope® Galvabond® Steel for superior strength and rust resistance
- Plastics and Cord are manufactured in Australia
- 10 Year Structural Warranty
- Austral has Warehouse facilities in every mainland State of Australia for immediate despatch
- Offices located in each State for service and installation enquiries
- Prompt reliable service
- Spare parts are readily available
- Specialized Colour Powdercoating service available
- Australian Made and Owned since 1987

## Fold Down Clotheslines A full range to suit any requirement

Austral Fold Downs have more line space for greater drying flexibility and fold down to a tiny 6-8cm side profile. The side arms are all tubular steel including the front bent corners to ensure strength and durability. All Austral Fold Downs are supplied with pre-assembled side arms to make installation a breeze.

Austral Fold Downs may be reduced in length by shortening the front bar during installation. Whether you have a large or small space available, there is a Fold Down to suit you.

**Add-A-Line** A full family sized line with two folding frames.

**Standard** A full family sized line with one large folding frame.

**Compact** A compact family sized line with one folding frame.

**Slenderline 16** A narrow line ideal for smaller spaces.

**Slenderline 20** A long narrow line perfect for side paths or restricted areas.

**Unit Line** A small line perfect for apartments, units or as a second undercover line.

**Indoor / Outdoor Line** An 8m eco friendly line for the smallest of spaces. Can fit discreetly over a bench or laundry tub.




Add-A-Line Fold Down in Woodland Grey



COLORBOND® steel and ® colour names and ™ colour names are trademarks of BlueScope Steel Limited. Not all products are available in all colours (see table overleaf for products and colours available).

Why buy Austral Clotheslines?

Fold Down Clotheslines



Retract Away 40 in Classic Cream

## Retract Away Clothesline Clotheslines that extend up to 8 or 10 metres

The Retract Away 40 is a retractable clothesline that extends from 2 to 8 metres and offers up to 40 metres of line space. The Retract Away 50 extends from 2 to 10 metres and offers up to 50 metres of line space. Simply pull the lines out to the required length and attach to a wall or post. When you're finished, just retract the lines back into the cabinet. See Retract Away table on the back for optional accessories.

## Fold Away Rotaries For the largest of family wash loads

The Fold Away 45 is large enough to accommodate a Queen size sheet (222cm long) and the Fold Away 51 will accommodate King size sheets (254cm long). The Fold Away 51 also features coat hanger hooks on each arm.

The Fold Away Rotaries are made from strong Galvanised Steel and are available in 3 colours. The Fold Away models are easily folded and removed from the Ground Socket (included) as required. The Rotary heads are pre-assembled and corded for easy installation.

Fold Away 45 in Classic Cream

Australia has an abundance of sunshine and wind. By using nature's free gifts you will help conserve energy and help to protect the environment at the same time.

Ezy Rest Basket Holder in Heritage Green

## Ezy Rest Basket Holder Making washing easier

The Austral **Ezy Rest Basket Holder** simply hooks onto the winding column to keep your laundry basket at a comfortable height. The **Ezy Rest Basket Holder** is suitable for use with most popular brands of fixed or removable Rotary clotheslines.

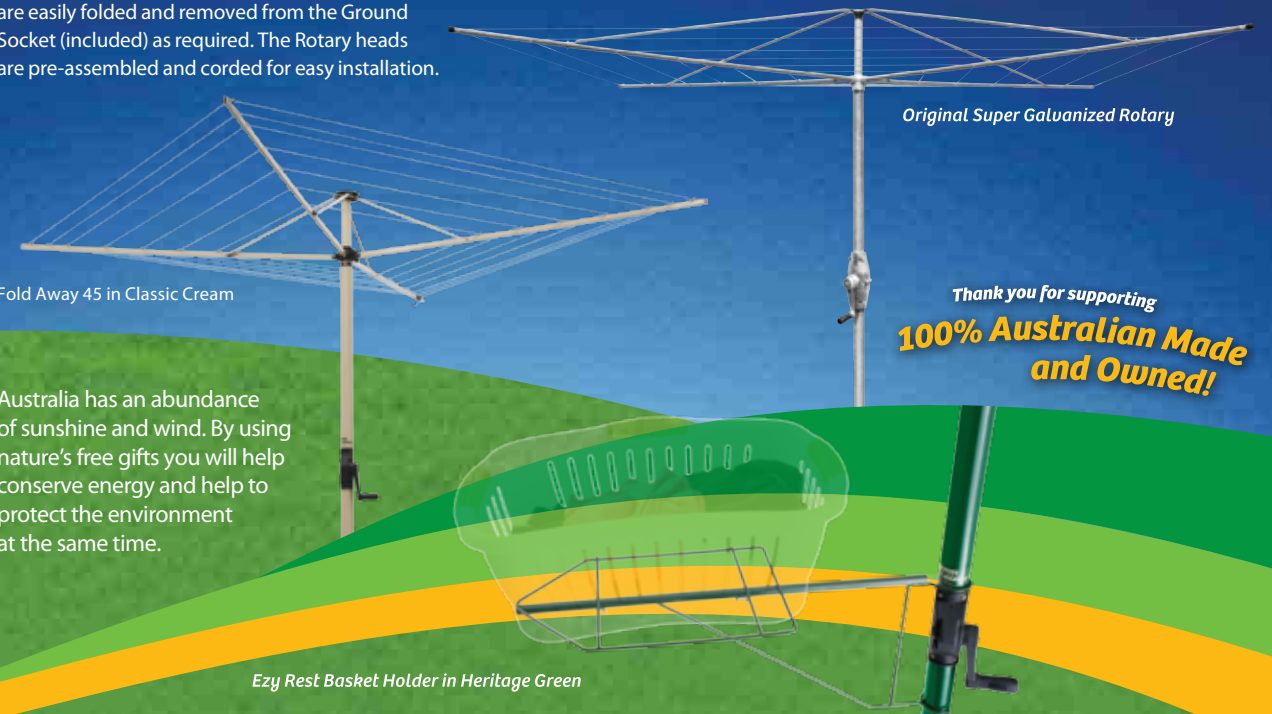
## Fixed Rotaries The original galvanised rotary hoist

The Original Super Rotary hoist is built to last with a metal gear case, strong galvanised tubing and galvanised wire.

The Deluxe Rotary hoist is made of long lasting galvanised steel and wire. The Deluxe Rotary range features a one piece helical column with plastic gear case.

The Elite 4 is a fixed rotary with 40m of line space and is made from long lasting galvanised steel and galvanised wire. This line offers all the features of a Deluxe 4 with all tubular steel powdercoated in Heritage Green.

For further information please visit [www.australclotheslines.com.au](http://www.australclotheslines.com.au)



Original Super Galvanized Rotary

Thank you for supporting  
**100% Australian Made and Owned!**

Retract Away Clotheslines and Fold Away Rotaries

Fixed Rotaries and Ezy Rest Basket Holder