



**MONTAGE™**  
PRE-FINISHED FACADES

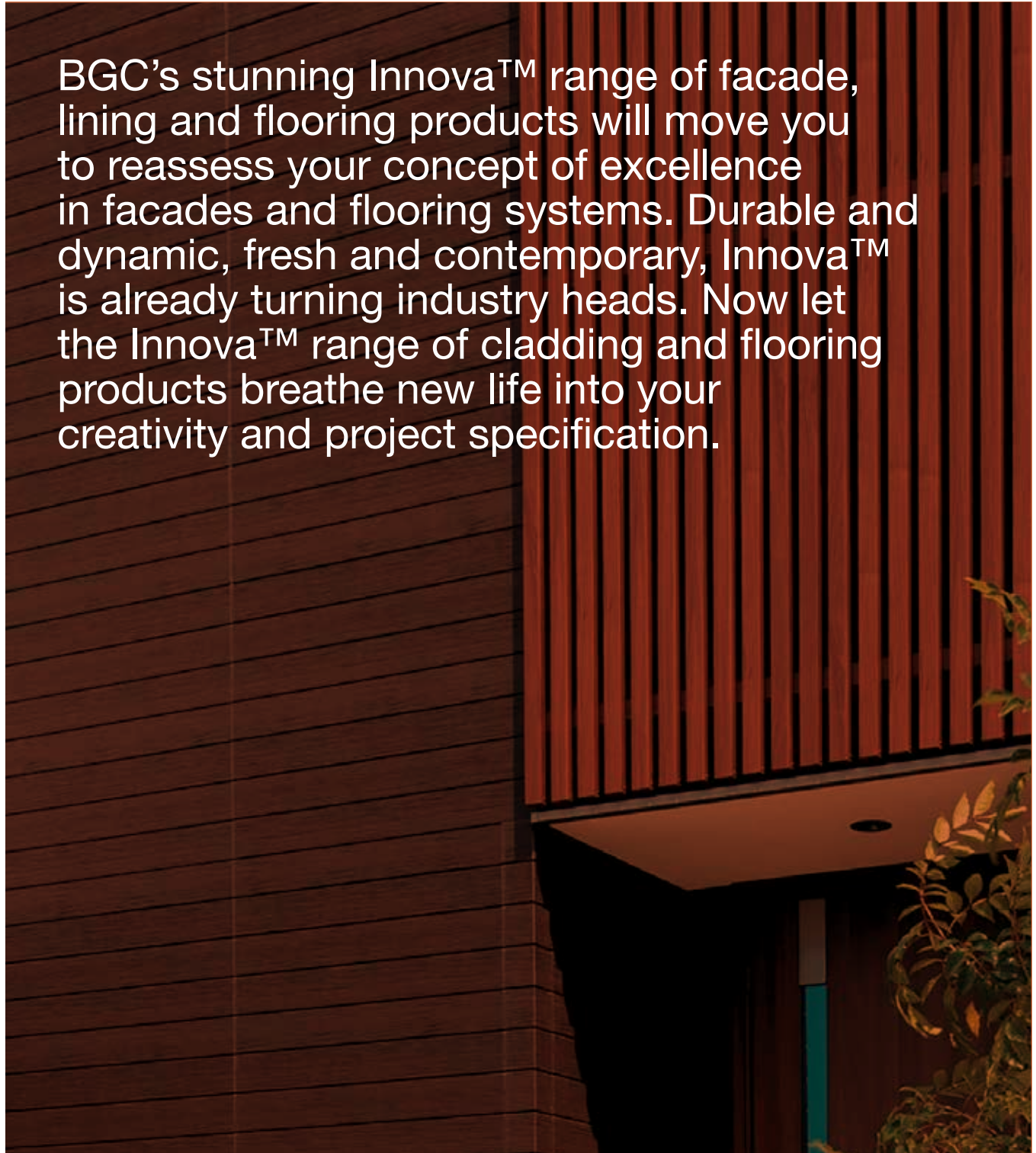


[bgcinnovadesign.com.au](http://bgcinnovadesign.com.au)





BGC's stunning Innova™ range of facade, lining and flooring products will move you to reassess your concept of excellence in facades and flooring systems. Durable and dynamic, fresh and contemporary, Innova™ is already turning industry heads. Now let the Innova™ range of cladding and flooring products breathe new life into your creativity and project specification.



# Introduction.

## **MONTAGE™** PRE-FINISHED FACADES

Innova™ Montage™ is a versatile fibre cement facade system that can be used both internally and externally. It's pre-formed, pre-finished and non-combustible, making it a durable, safe and aesthetic addition to your project.

With a colour palette carefully considered to be blended or contrasted, you'll have an array of options to play with. The deep form embossed into the panels also creates a striking effect, making your project stand out from the streetscape.

Easy to install and designed to withstand the elements, Innova™ Montage™ was created with critical specifying needs in mind. Not only does it look stunning, but its simple installation speeds up the building process too – reducing project build time with no need for finishing trades.



—  
**Form.**  
**Function.**  
Fashion.  
Fusion.

Allow the Innova™ Montage™ range of facade products to add an element of dimension and texture to the exterior design of your project. Choose from our diverse selection of products:



# Form.



**Concrete**

For an urban appeal, try our Concrete range. These concrete look panels provide a chic, industrial appearance, and come in 3 profiles

**Slimline**

The Slimline tile range provides a smart, organised look with colours that blend subtly. Choose from 4 contemporary colours.

**Stackstone**

One of our most popular options, the Stackstone exudes a traditional, natural feel. It's fast and easy to install. Available in 4 versatile colours.

**Woodgrain**

Our Woodgrain range emulates the texture of real timber, achieved through a deep emboss. Available in 4 colours, this is the perfect option for a natural look.

—  
**Form.**  
**Function.**  
Fashion.  
Fusion.

## MONTAGE™

The Innova™ Montage™ range is designed to be installed quickly. It is installed using a clever clip system and uses minimum face fixings to provide a contemporary seamless look.



# Function



---

**Montage™**

Preformed external corners enhance the design by providing continuity of the pattern.

Innova™ Montage™ panels have a factory applied weather seal to make them an effective rain screen.

The finishing of the sheets includes a self-cleaning coating and are UV resistant

For horizontal installation select from our Cement, Slimline Tile, Stackstone and Woodgrain range. For vertical installation select from our Woodgrain range.



Form.  
Function.  
Fashion.  
Fusion.

## MONTAGE™

Innova™ Montage™ panels are made for building designers and specifiers. With their blend of texture on the face of the panels combined with a contemporary colour palette, you'll be spoilt for choice with a range of on-trend design options for both residential and commercial applications.

# Fashion



Whether you're after a subtle limestone and sandstone effect, or a bolder, stronger statement with basalt and onyx, we'll help you find the perfect colour and texture combination to enhance any project.



—  
Form.  
Function.  
Fashion.  
Fusion.

## MONTAGE™

The Innova™ Montage™ range allows you to mix and match, combining profiles, colours and installations for a truly unique look on your next project.



# Fusion

---

**Montage™**

Among their versatility, beauty and durability, the Innova™ Montage™ range gives you the ability to fuse styles. You can pair horizontal and vertical panels and different looks from across the range for the ultimate design flexibility.

Whether you need a stunning facade that sets your project apart, or the perfect interior finish, Innova™ Montage™ is your design solution.






—  
**Form.**  
**Function.**  
Fashion.  
Fusion.

## **MONTAGE™**

Our Concrete range provides the urban look of form concrete panels, for a chic, industrial appeal. This makes it an excellent choice for modernising any space.




# Concrete.

---


**Concrete.**

1



Rectangle Smooth

2



Rectangular Circle

3



Square Circle



Whether used internally as a feature wall, or externally as a facade, the concrete range is versatile, blending into its surrounding environment seamlessly.

The Concrete range has 3 profiles that allow you to get creative and achieve a contemporary urban look. Choose from a square or rectangular design which features an embossed circle for a modern finish – or, for a sleek, sophisticated look, try our smooth rectangular panels. Whatever your design preference, the Concrete range is a fantastic choice that can be installed horizontally.

Planning a project with a trendy, industrial feel? Get the form work appearance without the hassle.

Form.  
Function.  
Fashion.  
Fusion.

## MONTAGE™

The Slimline Tile range is elegant in appearance with subtly blended colours across the tile, making it fantastic for a tasteful yet eye-catching result.



# Slimline Tile.



---

**Slimline.**

1



Limestone

2



Sandstone

3



Basalt

4



Onyx



The Slimline Tile range creates the illusion of slim horizontal tiles stacked together, making for a bold and contemporary statement. Subtly differing shades of each colour are featured within each of the 4 profiles of the Slimline range.

Whatever your vision, the Slimline Tile range is versatile and accommodating. For a soft, timeless look, our Limestone and Sandstone palettes are an excellent choice. Or, if you're after something bold and striking, choose Basalt or Onyx to add some edge to your project. This range is sure to create a beautiful appeal and can be installed in horizontally.

Whether you're after a subtle finish or a bold statement, the Slimline Tile range won't let you down.

—  
**Form.**  
**Function.**  
Fashion.  
Fusion.

## **MONTAGE™**

The Stackstone range is one of our favourites. Easy to install and effective when incorporated into a larger panel, it gives you the flexibility to achieve a striking result indoors or outdoors.



# **Stackstone.**



---

## Stackstone.

1



Sandstone

2



Basalt

3



Onyx



Limestone

The Montage™ Stackstone range will not disappoint. Use it in a variety of applications and allow it to add warmth and texture to external walls, pillars or even internal features.

The subtle, traditional colours of this range have been carefully selected to enhance the Stackstone feature, especially across larger areas. The Stackstone range's stunning finish is admired for its natural elegance and can be installed horizontally.

Whether you're working on an indoor or outdoor project, the Stackstone range is a fantastic design choice.



—  
**Form.**  
**Function.**  
Fashion.  
Fusion.

## **MONTAGE™**

Our Woodgrain range has a deep embossed timber grain that reflects the beauty and texture of real timber – making it excellent for earthier designs.



# **Woodgrain.**

---

## Woodgrain.

1



Light Teak

2



Dark Mahogany

3



Grey Oak

4



Black Oak



An elegant wall cladding option, allow the Woodgrain range to add depth and sophistication to your project. The deeply defined horizontal breaks and the deep woodgrain pattern embossed into the panel gives a sense of rustic authenticity to any environment.

Choose from both contemporary or traditional timber colours depending on your design direction. The Woodgrain range can also be installed both vertically and horizontally, providing endless possibilities for you and your next project.

Use the Woodgrain range to add an element of nature and warmth to any room or landscape.

—  
**Form.**  
**Function.**  
Fashion.  
Fusion.

# MONTAGE™

## Warranty

Warranty available at [bgcinnovadesign.com.au](http://bgcinnovadesign.com.au)

## Terms and Conditions

BGC Fibre Cement's Terms and Conditions of Sale ("Agreement"), as in place and published at the date of this brochure, which are available upon request or on our website at [www.bgcinnovadesign.com.au](http://www.bgcinnovadesign.com.au). The purchaser's terms and conditions, howsoever provided, do not form part of the Agreement.

Area with horizontal dashed lines for signature or stamp.



---

**Notes.**

A large area of horizontal dashed lines, intended for writing notes. The lines are evenly spaced and extend across the width of the page.

—  
**Form.**  
**Function.**  
Fashion.  
Fusion.

A series of horizontal dashed lines for writing, spanning the width of the page.

---

**Notes.**

A series of horizontal dashed lines for writing notes.

**Adelaide**  
Telephone  
08 8250 4962

**Sydney**  
Telephone  
02 9709 0600

**Brisbane**  
Telephone  
07 3183 8100

**New Zealand**  
Telephone  
0011 64 9273 1457

**Melbourne**  
Telephone  
03 9392 9444

**Technical help line**  
1300 652 242

**Perth**  
Telephone  
08 9334 4900

Exterior products and applications  
**INNOVA™ RANGE OF PRODUCTS**

- DURACOM™** / A compressed fibre cement facade system.
- DURAFLOOR™** / Is the ultimate flooring product that can be used in both interior and exterior applications.
- DURAGRID™ RESIDENTIAL & DURAGRID™ LIGHT COMMERCIAL /**  
A lightweight facade giving a modern and durable finish.
- DURAGROOVE™** / A vertically grooved exterior facade panel.
- DURASCAPE™** / A lightweight exterior facade base sheet with a subtle vertical shadow line.
- NULINE™ PLUS** / A weatherboard style cladding system.
- STONESHEET™** / Purpose designed substrate for stone tile facade.
- STRATUM™** / Is a range of plank products, each of which can be used as stand-alone products or used together to create a striking exterior cladding solution.
- STRATUM™ ERA** / A traditional, yet contemporary weatherboard.

Exterior products and applications  
**BGC FIBRE CEMENT RANGE OF PRODUCTS**

- DURASHEET™** / Ideal for the cladding of gables and lining of eaves. Can also be used on commercial soffits and cladding on non-impact areas.
- DURAPLANK™** / Available in Smooth, Woodgrain and Rusticated finishes, Duraplank™ is ideal for exterior cladding of upper storey conversions or ground level extensions.
- DURATEX™** / A base sheet used for textured coatings on exterior wall applications.
- DURALINER™ PLUS** / An exterior lining board that is the perfect substrate for tiles and is ideal for wet areas.
- DURALATTICE™** / Square or diamond patterned lattice, suitable for screens, pergolas and fences.
- COMPRESSED** / Used for domestic, commercial sheet for wet areas, flooring, partitions, exterior decking, fascia and facade cladding.
- DURALUX™ PLUS** / Suitable for exterior applications where it will be sheltered from direct weather.

Interior products and applications  
**BGC FIBRE CEMENT RANGE OF PRODUCTS**

- DURALUX™ PLUS** / An interior lining board suitable for ceilings and soffits.
- DURALINER™ PLUS** / An interior lining board, this is the perfect substrate for tiles and is ideal for wet areas.
- CERAMIC TILE UNDERLAY** / A substrate for ceramic and slate floor tiles.
- VINYL CORK FLOOR COVERINGS** / A substrate for vinyl floors.

bgcinnoovadesign.com.au