

CORINTHIAN DOORS
A JELD-WEN Company



30 Byass Street Shepparton 03 5821 7277

VIC CAMPBELLFIELD
11 Somerton Road
Campbellfield 3061
(03) 9308 6977

DANDENONG
6 Healey Road
Dandenong 3175
(03) 9794 1122

NSW ST MARYS
17-35 Lee Holm Road
St Marys 2760
(02) 9673 7100

ACT FYSHWICK
28 Collie Street
Fyshwick 2609
(02) 6202 4401

QLD ACACIA RIDGE
16 Colebard Street East
Acacia Ridge 4110
(07) 3715 0100

CAIRNS
Cnr Scott & Wellington Streets
Cairns 4870
(07) 4031 3888

SA REGENCY PARK
38 Birralee Road
Regency Park 5010
(08) 8243 0888

WA CANNING VALE
32 Coulson Way
Canning Vale 6155
(08) 9455 1333

Corinthian Industries (Australia) Pty Limited is a subsidiary of Jeld-Wen Australia Pty Limited. Whilst the utmost care is taken to ensure the accuracy of the information contained herein, it is provided in the understanding that the company shall under no circumstances be liable for any injuries, expenses or other losses which may in any way be attributable to the use or adoption of such data and/or design details. All dimensions indicated are nominal only. Corinthian Doors reserves the right to alter or amend without prior notice data and design details specified herein. Photographs or illustrations may not exactly depict the design or specification and may vary to actual. Doors are supplied unfinished unless otherwise specified. Doors depicted in this brochure are professionally finished. Using conventional painting methods may not achieve the same finish. Re-Order Code JWCNAT0048/0215. MAR15 F•S•A/COR0036



CORINTHIAN DOORS
A JELD-WEN Company

DECO



“The first thing people are going to see as they enter a room is the door. So when designing a room, there is no better place to make a first impression. And when looking for the right door, you should always **START WITH CORINTHIAN.**”

GEORGIA EZRA
G.A.B.B.E INTERIOR DESIGN

THE DECO COLLECTION

Your new house craves cutting edge design, or maybe your current home dreams for a new lease on life.

The Deco collection, influenced by the international Art Deco design movement, uses clean lines and geometry to open up a world of modern design for your home. When it comes to design inspiration, it all starts with Corinthian.



MODERN STARTS WITH CORINTHIAN

BE INSPIRED

Inspiring design isn't simply about fabrics and furniture.

Decorative pieces and elements can be found in a variety of places, but it is always vital to maintain a solid reference point. You might spot a piece of glassware that marries with the gloss finish of your door. The line work could seamlessly carry through to a fashionable piece of lighting. The handle of your door can inspire a complementary metallic fixture within the room. Envelop yourself in the design choices you make with your Corinthian door, and you'll find inspiration all around you.



INSPIRATION STARTS WITH CORINTHIAN

THE FLOW ON EFFECT



Every home tells a story, and every room is a chapter.

As in nature, the varying elements within an environment are interconnected, creating a positive flow throughout the space. And in a room, it all starts and ends at the same place. The entrance. The design, colour and routed design of your door can each open up new worlds of possibility.



DESIGN STARTS WITH CORINTHIAN



EXPRESS YOURSELF

Colours.

Colour plays an integral part in influencing the mood of an interior space. Whatever feeling you're after, there is a colour to express it. The tone of your room starts at the door, so use this opportunity to make a statement. Create a warm glow to energise, or a cool vibe to relax. The choice is yours. Colour is a major expression point, so be creative, be bold, and, most importantly, be individual.

Finishing.

Every door in our Deco Collection is crafted using Corinthian's coveted premium door skins. These primed skins are purpose-designed to deliver a superior finish to any paint sheen used, whether it be matt, semi-gloss or full gloss. For optimal results, prime the edges of your door prior to finishing with two coats of paint in your colour choice.



EXPRESSION STARTS WITH CORINTHIAN

SMALL TOUCHES, BIG IMPRESSIONS

Door Furniture.

Door furniture is the first thing someone touches when entering a room. Not only the style, but also the weight, can be a tone-setter. Pick something that complements your interior theme, keeping in mind the style and scale of your door. Remember that functionality and security are also vital elements of design. It's these little details that can bring your big picture to life.



LEAVE YOUR MARK

Routed Designs.

In Europe, doors are an intrinsic part of interior design and the current trend is to make a strong statement through a robust, routed pattern. The Deco Collection features clean and crisp square profile routing, cutting deep into the premium skin, evoking striking shadows within the line work. With 15 styles to choose from, let your rout design influence the contours of your furniture and complement the existing lines of architecture throughout your interior.



THE RIGHT FIT



Door Frame.

Door installation doesn't have to be hard work. Corinthian's Pre-Hung Door System comes complete with everything you need. Pre-machined and pre-matched hinge positions on both the frame and the door provide for a perfect match during installation.

Architrave & Mouldings.


When seeing something special, often people's first thought is 'you should frame it'. Complementing your door with a carefully proportioned and purposely styled architrave and mouldings lift your design up a notch. Select from our wide range to complement your chosen door and interior style.

Architrave and mouldings not available in WA.

Construction.

Honeycomb Doors are crafted using a Pine frame, 4.75mm primed MDF Skins with a honeycomb core. This combination reinforces the door's internal strength.

Solid Core Doors are constructed using a Pine, or Meranti, frame, 4.75mm primed MDF skins and a solid Particle Board core, further increasing security and noise reduction.



Sizes.

Interior Doors – Honeycomb Core

Heights: 2015*, 2040, 2065**, 2340mm

Widths: 520, 620, 720, 770, 820, 870, 920mm

Thickness: 37mm

Skin: 4.75mm Primed MDF Skin

* WA only. ** WA & SA only.

Interior Doors – Solid Core

Heights: 2040, 2340mm

Widths: 520, 620, 720, 770, 820, 870, 920mm

Thickness: 37mm

Skin: 4.75mm Primed MDF Skin

Exterior Pivot Doors – Solid Core

Heights: 2040, 2340mm

Widths: 1200mm

Thickness: 45mm*

Skin: 6.4mm Tempered Hardboard Skin*

Available in the following designs:

Deco 1S, Deco 2S, Deco 3S and Deco 4S.

* Pivot door specifications differ in WA

Thickness: 42mm

Skin: 4.8mm Tempered Hardboard Skin.



DECO 1S



DECO 2S



DECO 3S



DECO 4S



DECO 04S



DECO 6S



DECO 7S



DECO 8S



DECO 9S



DECO 10S



DECO 11S



DECO 13S



DECO 14S



DECO 15S



DECO 16S

Note: Deco 6S, Deco 7S and Deco 16S are available as 2040mm high doors only.