

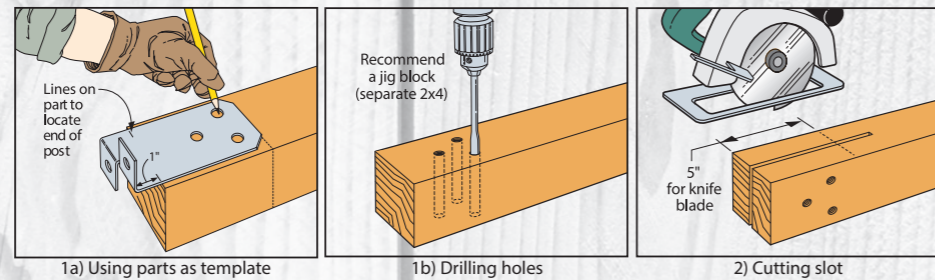
CONCEALED POST TIE

CPT44Z	90x90
CPT66Z	140x140
CPT88Z	185x185

The new CPTZ concealed post base provides a clean, concealed look while providing a 1" standoff height above concrete. The 1" standoff reduces the potential for decay at the post end and satisfies code requirements for posts that are exposed to weather, water splash or in basements.

- The CPTZ is tested and load-rated for uplift, download and lateral load.
- Simpson Strong-Tie saves installers time by providing all the necessary components to make the connection in one box.
- The CPTZ anchorage can either be cast-in-place or retrofitted with adhesive or mechanical anchors.
- Solutions have been calculated per ACI 318, Appendix D to determine their allowable load in different concrete configurations.


INSTALLATION



1a) Using parts as template

1b) Drilling holes

2) Cutting slot

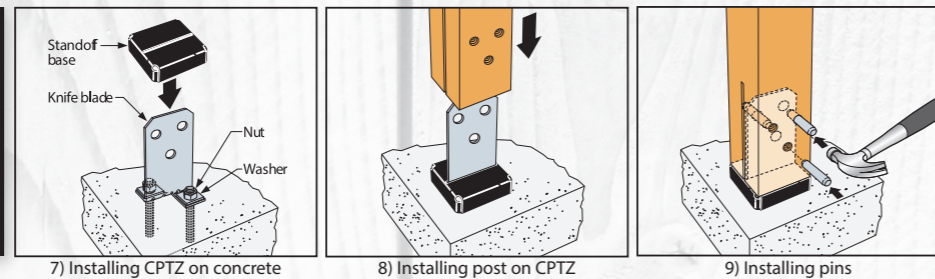


3) Corner installation

4) Circular pedestal installation

5) Marking the anchor locations

6) Retrofit Anchor Installation



7) Installing CPTZ on concrete

8) Installing post on CPTZ

9) Installing pins

**HEAVY DUTY
BLADE**

Galvanised Steel
135mm x 8mm



Meyer Timber Pty Ltd.
Dana Court, Dandenong, Vic, 3172
Phone: (03) 9791-1897

Meyer Timber NSW Pty Ltd.
Vallance St, St Marys, NSW 2760
Phone: (02) 9833-1543

FOR MORE INFORMATION:
www.meyertimber.com.au

**Meyer
TIMBER**

ETH **MAGNA** GLULAM™

MAGNA GLULAM™ timber is attractive, strong, durable, hard and stays straight. Made from sustainable supplies of Merbau (Kwila) timber utilising off-cuts to make the resource go further.

MANUFACTURED TO AUSTRALIAN STANDARDS AND COMES WITH A 15 YEAR WARRANTY.



FOR MORE INFORMATION:
www.meyertimber.com.au



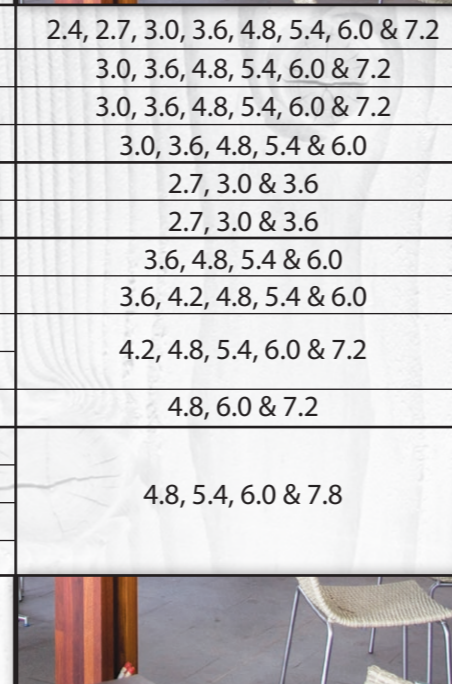
USES FOR MAGNA GLULAM™

Multi-purpose hardwood available in a large range of sizes and lengths up to 7.8 metres for:

- POSTS
- BEAMS
- BEARERS
- JOISTS
- LINTELS
- HANDRAILS
- STAIRS
- SILLS
- DOOR FRAMES
- FASCIA
- CLADDING
- FURNITURE
- JOINERY
- and
- FLOORING

STANDARD SIZES

MAGNA GLULAM POSTS	90 x 90	2.4, 2.7, 3.0, 3.6, 4.8, 5.4, 6.0 & 7.2
	115 x 115	3.0, 3.6, 4.8, 5.4, 6.0 & 7.2
	140 x 140	3.0, 3.6, 4.8, 5.4, 6.0 & 7.2
	190 x 190	3.0, 3.6, 4.8, 5.4 & 6.0
MAGNA GLULAM SOLID FACE POSTS	140 x 140	2.7, 3.0 & 3.6
	190 x 190	2.7, 3.0 & 3.6
MAGNA GLULAM DAR RAFTERS, FLOOR JOISTS, RAILS AND OTHER	90 x 42	3.6, 4.8, 5.4 & 6.0
	140 x 42	3.6, 4.2, 4.8, 5.4 & 6.0
	190 x 42	4.2, 4.8, 5.4, 6.0 & 7.2
	240 x 42	
	290 x 42	4.8, 6.0 & 7.2
MAGNA GLULAM BEAMS	140 x 65	4.8, 5.4, 6.0 & 7.8
	190 x 65	
	240 x 65	
	290 x 65	



SPECIFICATIONS

SPECIES	Merbau (Kwila) Intsia Bijuga
MOISTURE CONTENT	12-16%
ADHESIVE	Phenol Resorcinol Formaldehyde (A Bond)
STRENGTH	GL17 (140 & 190mm posts are GL13)
SERVICE CLASS	Class 3 – For exterior environments
APPEARANCE	A Grade Ready for coating with oil or paint

CARE & MAINTENANCE

Keep dry before installation to avoid resin bleed which can stain adjacent building materials.

Coat with protective oil or paint before fixing or immediately after installation.

Re-coat every year to protect against UV light and moisture ingress which causes timber to swell and split at the surface.

Not recommended for use in contact with soil and avoid use in non-draining surfaces.

Don't drop or roughly handle glulam because excessive shear forces can strain glue-joints.

Check website for more information:

www.magnaglulam.com.au

Made from a legal and sustainable resource.

Manufactured and graded to Australian Standards.

Third party quality assurance scheme monitored by the Glue Laminated Timber Association of Australia.

Manufacturer's 15 year warranty.

Predictable strength and in service performance. Rated GL17 (with some posts rated GL13). Span tables provided.

Very durable. Suitable for Service Class 3 applications ie fully exposed conditions.

Extremely stable and stays straight due to the very low shrinkage rate of Merbau (Kwila) and no significant moisture variation between core and surface of pieces.

Very hard and so withstands knocks better than softwood timbers.

Appearance Grade A ie free of defects and smoothly dressed ready for clear coating or painting.

Bushfire resisting.

Termite resistant.

Assembled from larger component pieces for an improved appearance.

MAGNA GLULAM™ FACTS